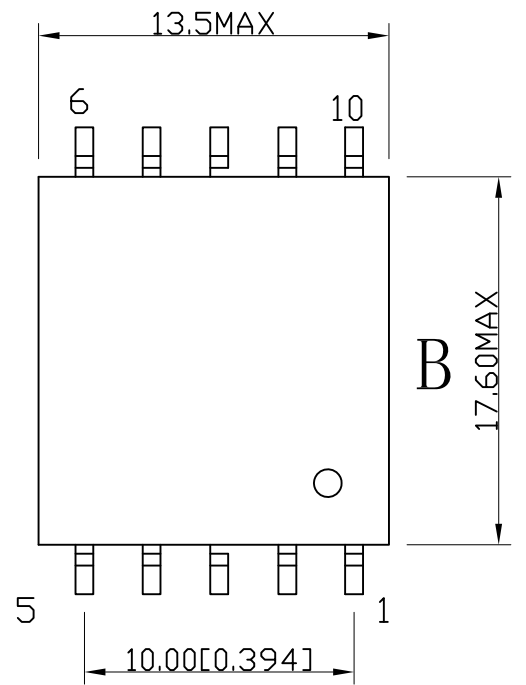
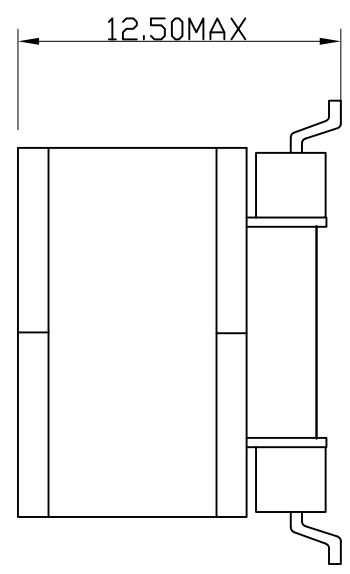


REV.	CHANGGE DESCRIPTION	DATE
A	New Issue	2023-5-2

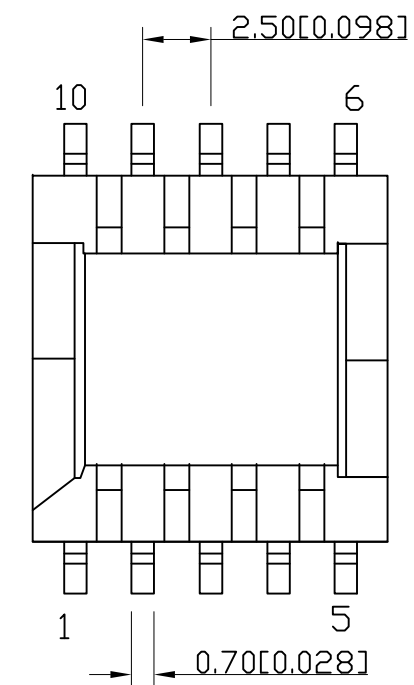
### 1. MECHANICAL DIMENSIONS :



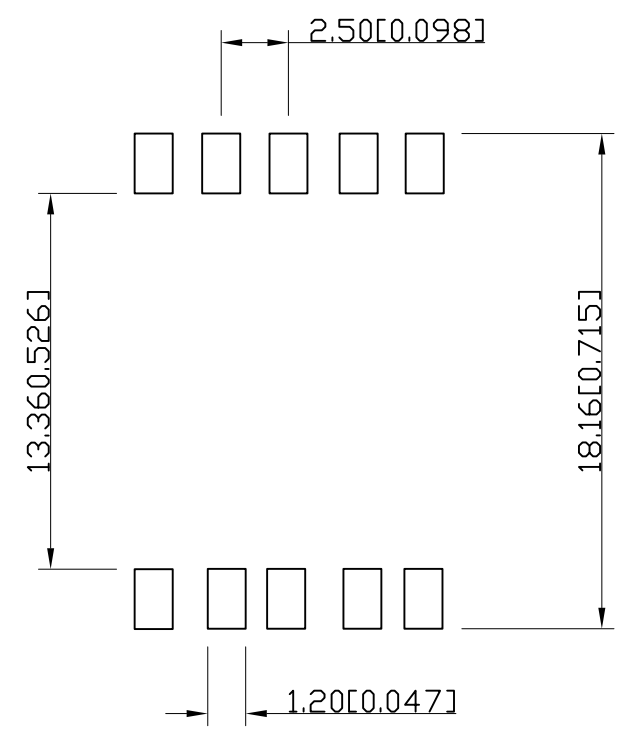
Top View



Side View



Bottom View



Suggested PCB Layout

RoHS Compliant

NOTE.DIMENSIONS : MM(INCHES)/ UNLESS OTHERWISE SPECIFIED ALL TOLERANCES ARE ±0.25(0.010).

**TAG** ECO TECH CO., LTD.

A4  
SIZE

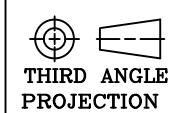
TAG PART NO.:  
**1SEP1302F**

VENDOR PART NO.:

Drawn: Zhang Xue

Designed: Yang Tian

THESE DRAWINGS AND SPECIFICATIONS ARE THE PROPERTY OF TAG TECHNOLOGY CO., LTD. AND SHALL NOT BE REPRODUCED OR USED AS THE BASIS FOR THE MANUFACTURE OR SELL OF APPARATUSES OR DEVICES WITHOUT PERMISSION.



DESCRIPTION:  
XFMR, FLYBACK, 12V@1.08A,  
1500V ISOLATION

UNIT mm[inch]

USED ON

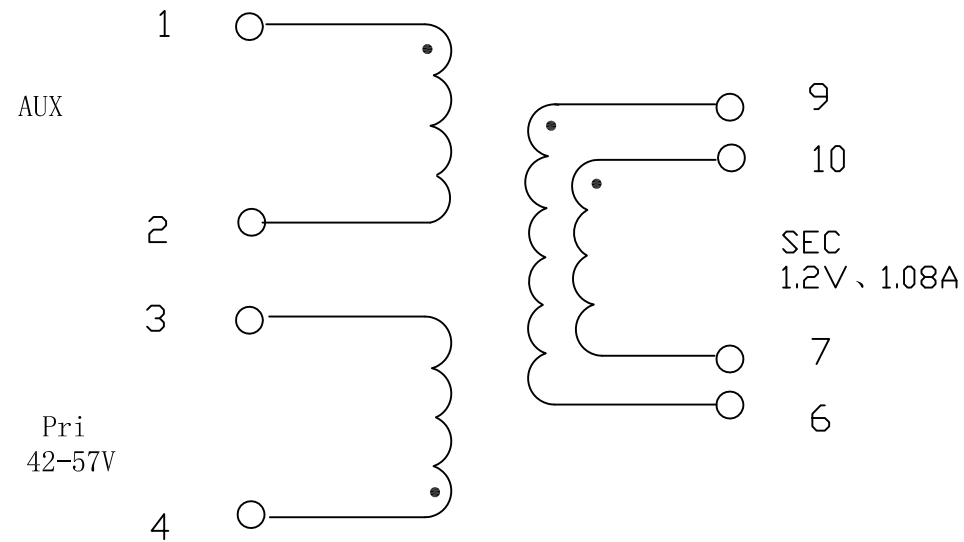
Approved: Deane

SHEET 1 OF 2

REV. A

Date: 2023-5-2

## 2. SCHEMATIC:



## 3. Electrical specification 25°C:

- \*.RoHS compliant (Pb Free)
- \*.Isolation: 1500vrms 1mA 60s (Pri. & Aux. to Sec.)
- \*.Isolation: 600vrms 1mA 60s (Pri. to Aux.; Windings to Core)
- \*.Pin 4-3 Inductance: 160 uH ± 10% 100KHz 0.1V rms
- \*.Pin 4-3 Leakage inductance: 20uH Max. @ 100KHz 0.1Vrms (Shorted Other Windings)
- \*.Pin 4-3 DC Resistance: 340.0 mohms Max.
- \*.Pin 1-2 DC Resistance: 450.0 mohms Max.
- \*.Pin 9,10-6,7 DC Resistance: 35.0 mohms Max. (Tie 6+7, 9+10)
- \*.Turns Ratio: P4-3:P1-2:P9,10-P6,7 = 39:15:13 @ 100KHz 0.1V rms (Tie 6+7, 9+10)
- \*.Operation Temperature: -40~+85°C storage Temperature: -40~+85°C
- \*.Application of the transformer allows for the leadwires between terminals 6&7 and 9&10 to solder bridge.

RoHS Compliant

**TAG** ECO TECH CO., LTD.

A4  
SIZE

TAG PART NO.:  
1SEP1302F

VENDOR PART NO.:

Drawn: Zhang Xue

Designed: Yang Tian

THESE DRAWINGS AND SPECIFICATIONS ARE THE PROPERTY OF TAG TECHNOLOGY CO., LTD. AND SHALL NOT BE REPRODUCED OR USED AS THE BASIS FOR THE MANUFACTURE OR SELL OF APPARATUS OR DEVICES WITHOUT PERMISSION.

THIRD ANGLE  
PROJECTION

DESCRIPTION:  
XFMR, FLYBACK, 12V@1.08A,  
1500V ISOLATION

UNIT mm[inch] USED ON

SHEET 2 OF 2 REV. A

Approved: Deane

Date: 2023-5-2